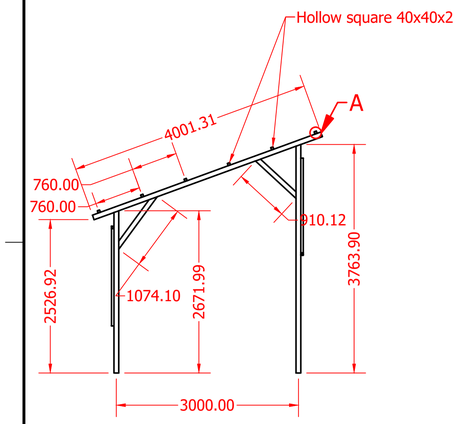

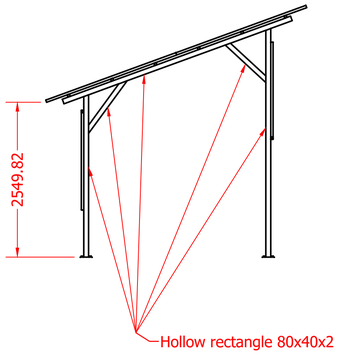

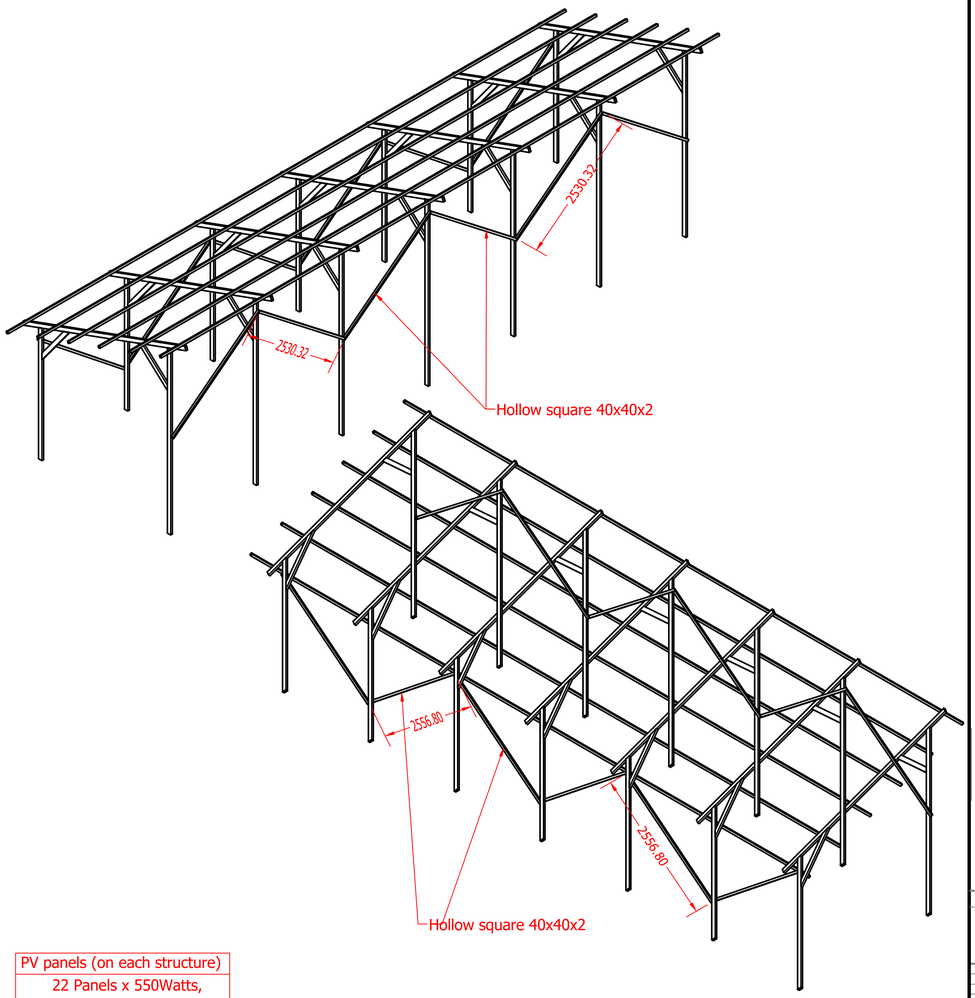

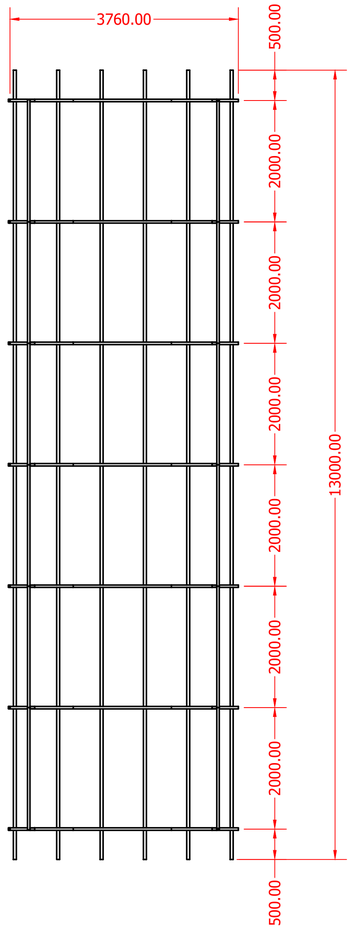

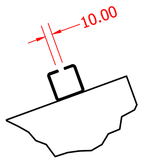

DETAIL A
SCALE 1 / 5

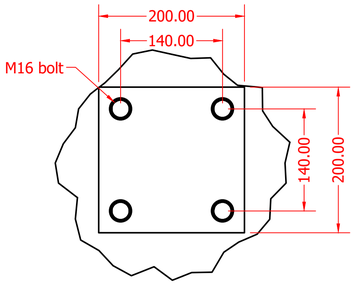

DETAIL B
SCALE 1 / 5

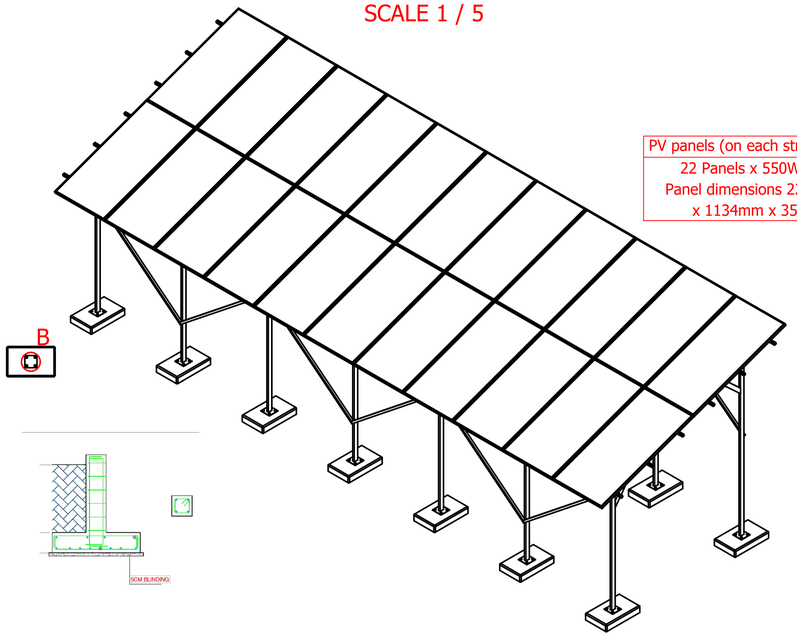

PV panels (on each structure)
22 Panels x 550Watts, Panel dimensions 2274mm x 1134mm x 35mm

Steel shapes summary		
Frame shape	Length (m)	Weight (Kg)
80x40x2	96	345
40x40x2 purlins	78	182
40x40x2	36	84

Concrete bloc weight : minimum 250 kg

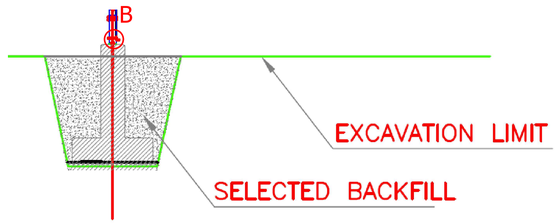

NOTES:

1. All drawings to be read in conjunction with specification, BOQ and tender documents.
2. Contractor to submit detailed shop drawings for all system components including metal structure, equipment room, wind load calculation and all necessary documentation to the satisfaction of the engineer.
3. SLD and PV layout is for information purposes only. Contractor to develop their own detailed drawings based on their material submittal and site visit.

APPROVED BY:
DATE:

REV	DESCRIPTION OF REVISION	DRAWN	DATE
	Tender Document sent for approval		

DRAWN BY: G.D. DATE: 09.02.2024
CHECKED BY: DATE:
APPROVED BY: DATE:

PROJECT NAME:
Halba PV Pumping Station

CLIENT:

Funded By:

DESIGN CONSULTANT: ENERGY VENTURES www.energyventureslb.com

PCPM www.pcpm.org.pl

DWG.TITLE:
Metal Structure Details

DATE : 9.02.2024
SCALE : Not to Scale AT A1 SIZE
REVISION: 00
PROJECT CODE:
DWG NO.